


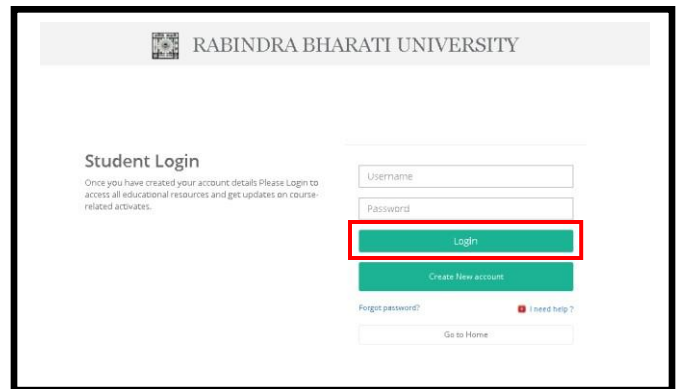
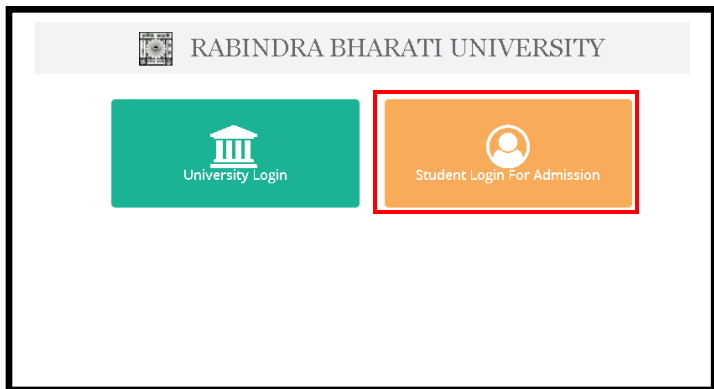


# Rabindra Bharati University


## USER MANUAL OF STUDENT FEES PAYMENT

Go to <http://online.rbu.net.in> > Click on 'Student Login for Admission' > Click on **Login** Button with your UserName & Password> To select 'Fees Payment' option, click on Menu  Button > [Click here to Admission Payment](#) > Choose your **Seat Choice preference** > Submit **OTP** > Click on "Make Payment" Button > Verify Fees Details and Click on 'Pay & Submit' Button > Choose your preferable payment option > Click on 'Make Payment' > Following the payment procedure to get the Money Receipt

- ✓ Go to <http://online.rbu.net.in>
- ✓ Click on **Student Login for Admission** Button
- ✓ Click on **Login** button



- ✓ Click on the "Click Here to Admission Payment" Link

Name	Admission Program	Subject	Faculty Date	AIN NO	Department	Application Form	Payment	
BIDHAN MAITIS	B. A. (Hons.) (Arts)	Bengali - BNGH	Faculty of Arts	R21BAHBNG000046	Department of Bengali	<a href="#">Click Here For Download Your Application PDF</a>	Payment Complete	



# Rabindra Bharati University

- ✓ Choose your **Seat Choice preference** by clicking the drop down menu button and click on **Next** Button.

✕

### Admission Process

Select Your Seat Choice Preference

Select Seat Choice  
▼  
Select Seat Choice  
SC  
UR

Next

- ✓ An OTP will send to your registered Mobile Number, please put the OTP and Click on **“SUBMIT”** Button.

✕

### Admission Process

OTP Sent on Mobile :  Resend OTP after- 02:57

Enter Mobile OTP\* :

Submit

Previous

Submit

- ✓ Please Note: After you choose your preference it will save your record automatically. If you reopen the application, the page will redirect to the below pop up link. You must click on the **“Click Here To Go To Admission Payment Page”** button for further process.

✕

### Admission Process

[Click Here To Go To Admission Payment Page](#)

- ✓ Click **“Make Payment”** Button

☰

Log out

Payment

Fees Type	Session	Semester No	Course	Payment Start Date	Payment End Date	Amount To Pay	Action
Admission Fees	2018-19	4	Master of Arts in DRAMA (CBCS)	8/30/2021	9/30/2021	1050.00	<div style="border: 2px solid red; padding: 2px; background-color: #28a745; color: white; border-radius: 5px;">Make Payment</div>



# Rabindra Bharati University

✓ Click on **Pay & Submit** Button, to get following payment option. Select you preferable option and Make Payment accordingly.

Name : TORSA CHAKRABORTY      Class Roll No : MAEDRM/18-19/0027      SUIN/AIN : MAE18DRM001722      Fees Type : Admission Fees

Session : 2018-19      Semester No : 4      Fees Description : Master of Arts in DRAMA (CBCS)

Fees Head	Amount To Pay
Admission Fees	0.00
Caution Money & Library Deposit	0.00
Development Fees	0.00
Game Fees	0.00
Generator Fees	0.00
Immigration Fees	0.00
Library Fees	0.00
Light & Sound Fees	0.00
Magazine Fees	0.00
Medical Fees	0.00
Other Annual Academic Development Fees	0.00
Practical / Laboratory Fees (Fine Arts & Visual Arts)	0.00
Processing Fees	0.00
Registration Fees / Reg. Revival Fees	0.00
Session Charges	0.00
Student Health Home	0.00
Tution / Course Fees	750.00
Union	0.00
Admission Late Fine	0.00

**Total Payable : 1050.00**

**Pay & Submit**

**Credit Card** 1 Pay by Credit Card

2

Debit Card

Debit Card + ATM PIN

Internet Banking

QR

UPI

VISA    Mastercard    Union Bank    RuPay

Merchant Name  
Rabindra Bharati University  
Student Fees Collection

Payment Amount: ₹ **1050**

Card Number  
Enter card number

Expiration Date      CVV/CVC  
Month      Year     

Card Holder Name  
Enter card holder name

**Make Payment**      Cancel



# Rabindra Bharati University

Credit Card

Debit Card

Debit Card + ATM PIN >

Internet Banking

QR

UPI

Pay using ATM-cum-Debit Card (Use your ATM PIN)

Please select your ATM-cum-Debit Card from the list below.

Select Bank

Make Payment

Cancel

Credit Card

Debit Card

Debit Card + ATM PIN

Internet Banking > 4

QR

UPI

Select your Bank

Popular Banks

AXIS BANK

HDFC BANK

ICICI Bank

Kotak

State Bank of India

All Banks

== Select your Bank ==

Make Payment

Cancel

Credit Card

Debit Card

Debit Card + ATM PIN

Internet Banking

QR > 5

UPI

Scan QR

Make Payment

Cancel

Credit Card

Debit Card

Debit Card + ATM PIN

Internet Banking

QR

UPI > 6

Pay using Unified Payment Interface (UPI)

BHIM UPI

G Pay

PhonePe

paytm

amazon pay

other VPA

Enter your VPA

Make Payment

Cancel



# Rabindra Bharati University

✓ Please Note: You should complete your payment with in **5:00** minutes as redirected by bank.

## Complete your payment

Page will expire in **4:05** minutes

- ① Open your PSP app  
Go to your UPI PSP mobile app
- ② Select transaction  
You will receive a collect request from  
BD.Education@icici
- ③ Authorize Payment  
Complete your payment by selecting  
the bank & entering UPI PIN



Please do not click your browser's Back or Refresh buttons.

# Best Wishes